

Science

(Chapter 12)(Electricity)

Class - 10

Exercises

Question 1:

A piece of wire of resistance R is cut into five equal parts. These parts are then connected in parallel. If the equivalent resistance of this combination is R' , then the ratio R/R' is –

- (a) $1/25$ (b) $1/5$ (c) 5 (d) 25

Answer 1:

Resistance of a piece of wire is directly proportional to its length. If the piece of wire has a resistance R and the wire is cut into five equal parts.

The resistance of each part = $R/5$

All the five parts are connected in parallel. Hence, equivalent resistance (R') is given as

$$\frac{1}{R'} = \frac{1}{R/5} + \frac{1}{R/5} + \frac{1}{R/5} + \frac{1}{R/5} + \frac{1}{R/5}$$

$$\Rightarrow \frac{1}{R'} = \frac{5}{R} + \frac{5}{R} + \frac{5}{R} + \frac{5}{R} + \frac{5}{R} = \frac{25}{R}$$

$$\Rightarrow R' = \frac{R}{25}$$

$$\Rightarrow \frac{R'}{R} = \frac{1}{25}$$

Hence, the option (d) is correct.

Question 2:

Which of the following terms does not represent electrical power in a circuit?

- (a) I^2R (b) IR^2 (c) VI (d) V^2/R

Answer 2:

We know that electric power is given by $P = VI$... (i)

So, the option (c) is correct.

According to Ohm's law, $V = IR$... (ii)

Now putting the value of V from (ii) in (i), we get

$$\text{Power } P = (IR) \times I = I^2R$$

So, the option (a) is correct.

Now putting the value of I from (ii) in (i), we get

$$\text{Power } P = V(V/R) = V^2/R$$

So, the option (d) is correct.

Hence, the option (b) does not represent electrical power in a circuit.

Question 3:

An electric bulb is rated 220 V and 100 W. When it is operated on 110 V, the power consumed will be –

- (a) 100 W (b) 75 W (c) 50 W (d) 25 W

Answer 3:

$$\text{Energy consumed by bulb} = P = \frac{V^2}{R}$$

$$\Rightarrow R = \frac{V^2}{P}$$

Here, $V = 220$ V and $P = 100$ W

$$R = \frac{(220)^2}{100} = 484 \Omega$$

The resistance of the bulb remains constant if the supply voltage is reduced to 110 V. If the bulb is operated on 110 V, then the energy consumed by it is given by the expression for power

$$P = \frac{V^2}{R} = \frac{(110)^2}{484} = \frac{12100}{484} = 25 \text{ W}$$

Hence, the option (d) is correct.

Question 4:

Two conducting wires of the same material and of equal lengths and equal diameters are first connected in series and then parallel in a circuit across the same potential difference. The ratio of heat produced in series and parallel combinations would be –

- (a) 1:2 (b) 2:1 (c) 1:4 (d) 4:1

Answer 4:

Heat produced in the circuit is inversely proportional to the resistance R . Let R_S and R_P be the equivalent resistances of the wires if connected in series and parallel respectively. Let R be the resistance of each wire.

If the resistors are connected in parallel, the net resistance is given by

$$\begin{aligned}\frac{1}{R_P} &= \frac{1}{R} + \frac{1}{R} \\ \Rightarrow \frac{1}{R_P} &= \frac{2}{R} \\ \Rightarrow R_P &= \frac{R}{2}\end{aligned}$$

If the resistors are connected in series, the net resistance is given by

$$R_S = R + R = 2R$$

Hence, for same potential difference V , the ratio of heat produced in the circuit is given by

$$\frac{H_S}{H_P} = \frac{\frac{V^2}{R_S}t}{\frac{V^2}{R_P}t} = \frac{R_P}{R_S} = \frac{R/2}{2R} = \frac{1}{4} = 1:4$$

Therefore, the ratio of heat produced in series and parallel combinations is 1:4.

Hence, the option (c) is correct.

Question 5:

How is a voltmeter connected in the circuit to measure the potential difference between two points?

Answer 5:

To measure the potential difference, a voltmeter should be connected in parallel.

Question 6:

A copper wire has diameter 0.5 mm and resistivity of $1.6 \times 10^{-8} \Omega \text{ m}$. What will be the length of this wire to make its resistance 10Ω ? How much does the resistance change if the diameter is doubled?

Answer 6:

Resistance (R) of a copper wire of length l and cross-section A is given by the expression,

$$R = \rho \frac{l}{A}$$

Where, ρ is resistivity of copper = $1.6 \times 10^{-8} \Omega \text{ m}$

$R = 10 \Omega$, radius of wire $r = 0.5/2 \text{ mm} = 0.25 \text{ mm} = 0.00025 \text{ m}$

$A = \pi r^2 = 3.14 \times (0.00025)^2 = 0.000000019625 \text{ m}^2$

$$\Rightarrow l = \frac{RA}{\rho} = \frac{10 \times 0.000000019625}{1.6 \times 10^{-8}} = 122.72 \text{ m}$$

If the diameter (radius) is doubled, the new radius $r = 0.5 \text{ mm} = 0.0005 \text{ m}$

$A = \pi r^2 = 3.14 \times (0.0005)^2 = 0.000000785 \text{ m}^2$

So, the new resistance will be

$$R' = \frac{\rho l}{A} = \frac{1.6 \times 10^{-8} \times 122.72}{0.000000785} = 2.5 \Omega$$

Now

$$\frac{R'}{R} = \frac{2.5}{10} = \frac{1}{4}$$

$$\Rightarrow R' = \frac{1}{4}R$$

Hence, the new resistance will become $\frac{1}{4}$ times the original resistance.

Question 7:

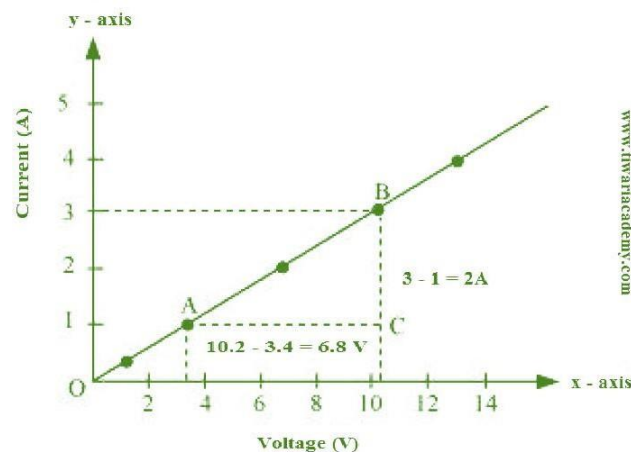
The values of current I flowing in a given resistor for the corresponding values of potential difference V across the resistor are given below –

I (amperes)	0.5	1.0	2.0	3.0	4.0
V (volts)	1.6	3.4	6.7	10.2	13.2

Plot a graph between V and I and calculate the resistance of that resistor.

Answer 7:

The plot between voltage and current is called VI characteristic. The voltage is plotted on x -axis and current is plotted on y -axis.



The slope of the line gives the value of resistance (R)

$$\begin{aligned} \text{slope} &= \frac{1}{R} = \frac{BC}{AC} = \frac{2}{6.8} \\ \Rightarrow R &= \frac{6.8}{2} = 3.4 \Omega \end{aligned}$$

Question 8:

When a 12 V battery is connected across an unknown resistor, there is a current of 2.5 mA in the circuit. Find the value of the resistance of the resistor.

Answer 8:

According to Ohm's law, $V = IR$

$$\Rightarrow R = \frac{V}{I}$$

Here, $V = 12 \text{ V}$ and $I = 2.5 \text{ mA} = 0.0025 \text{ A}$

Therefore,

$$R = \frac{12}{0.0025} = 4800 \Omega = 4.8 \text{ k}\Omega$$

Question 9:

A battery of 9 V is connected in series with resistors of 0.2 Ω , 0.3 Ω , 0.4 Ω , 0.5 Ω and 12 Ω , respectively. How much current would flow through the 12 Ω resistor?

Answer 9:

Total resistance of resistors when connected in series is given by

$$R = R_1 + R_2 + R_3 + R_4 + R_5$$

$$\Rightarrow R = 0.2 \Omega + 0.3 \Omega + 0.4 \Omega + 0.5 \Omega + 12 \Omega = 13.4 \Omega$$

According to Ohm's law, $V = IR$

$$\Rightarrow I = \frac{V}{R} = \frac{9}{13.4} = 0.67 \text{ A}$$

There is no current division occurring in a series circuit. So, the current through the 12 Ω resistor will be same as 0.67 A.

Question 10:

How many 176Ω resistors (in parallel) are required to carry 5 A on a 220 V line?

Answer 10:

Let the total number of resistors be x .

Given that:

Current $I = 5 \text{ A}$ and Potential Difference $V = 220 \text{ V}$

According to Ohm's law, $V = IR$

$$\Rightarrow R = \frac{V}{I} = \frac{220}{5} = 44 \Omega$$

Now for x number of resistors of resistance 176Ω , the equivalent resistance of the resistors connected in parallel is 44Ω .

$$\frac{1}{44} = \frac{1}{176} + \frac{1}{176} + \frac{1}{176} + \frac{1}{176} + \dots \text{to } x \text{ times}$$

$$\Rightarrow \frac{1}{44} = \frac{x}{176}$$

$$\Rightarrow x = \frac{176}{44} = 4$$

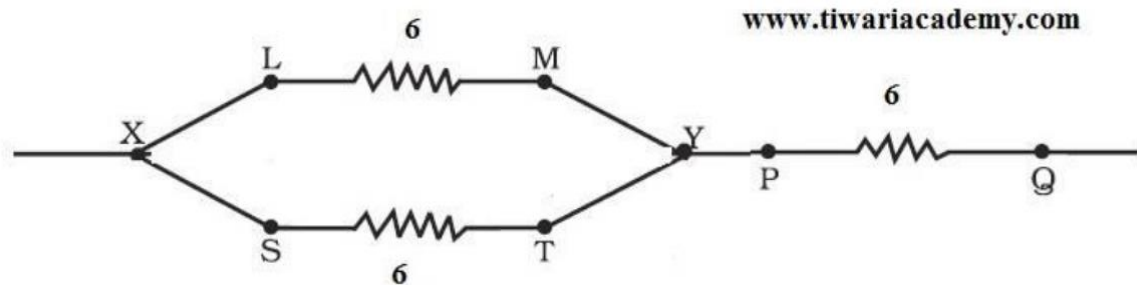
Therefore, 4 resistors of 176Ω are required to draw the given amount of current.

Question 11:

Show how you would connect three resistors, each of resistance 6Ω , so that the combination has a resistance of (i) 9Ω , (ii) 4Ω .

Answer 11:

(i). To get total 9Ω resistance from three 6Ω resistors, we should connect two resistors in parallel and the third resistor in series with the resultant. The combination is given as follows:



Total resistance in parallel is given by

$$\frac{1}{R_{12}} = \frac{1}{R_1} + \frac{1}{R_2}$$

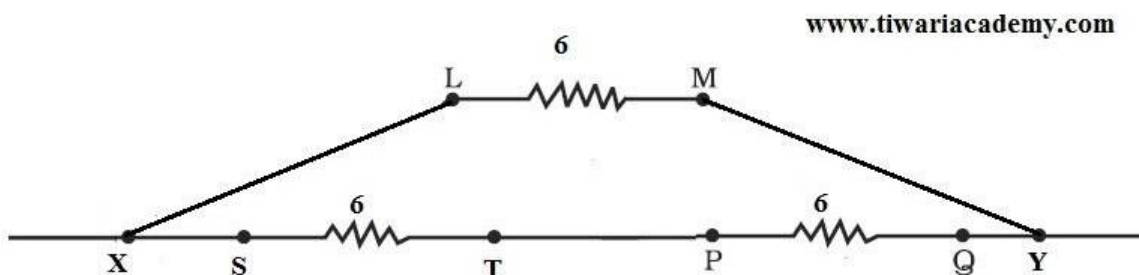
$$\Rightarrow \frac{1}{R_{12}} = \frac{1}{6} + \frac{1}{6} = \frac{2}{6} = \frac{1}{3}$$

$$\Rightarrow R_{12} = 3 \Omega$$

Now R_{12} and 6Ω are connected in series, so the net resistance is given by

$$R = R_{12} + 6 \Omega = 3 \Omega + 6 \Omega = 9 \Omega$$

(ii). To get total 4Ω resistance from three 6Ω resistors, we should connect two resistors in series and the third resistor in parallel with the resultant. The combination is given as follows:



Total resistance in series is given by

$$R_{12} = R_1 + R_2 = 6 \Omega + 6 \Omega = 12 \Omega$$

Now R_{12} and 6Ω are connected in parallel, so the net resistance is given by

$$\frac{1}{R} = \frac{1}{R_{12}} + \frac{1}{6}$$
$$\Rightarrow \frac{1}{R} = \frac{1}{12} + \frac{1}{6} = \frac{3}{12} = \frac{1}{4}$$
$$\Rightarrow R = 4 \Omega$$

Question 12:

Several electric bulbs designed to be used on a 220 V electric supply line, are rated 10 W. How many lamps can be connected in parallel with each other across the two wires of 220 V line if the maximum allowable current is 5 A?

Answer 12:

For one bulb:

Power $P = 10 \text{ W}$ and Potential difference $V = 220 \text{ V}$

Using the relation for R, we have

$$R = \frac{V^2}{P} = \frac{(220)^2}{10} = 4840 \Omega$$

Let the total number of bulbs be x .

Given that:

Current $I = 5 \text{ A}$ and Potential Difference $V = 220 \text{ V}$

According to Ohm's law, $V = IR$

$$\Rightarrow R = \frac{V}{I} = \frac{220}{5} = 44 \Omega$$

Now, for x number of bulbs of resistance 176Ω , the equivalent resistance of the resistors connected in parallel is 44Ω .

$$\frac{1}{44} = \frac{1}{4840} + \frac{1}{4840} + \frac{1}{4840} + \dots \text{ to } x \text{ times}$$

$$\Rightarrow \frac{1}{44} = \frac{x}{4840}$$

$$\Rightarrow x = \frac{4840}{44} = 110$$

Therefore, 110 bulbs of 4840Ω are required to draw the given amount of current.

Question 13:

A hot plate of an electric oven connected to a 220 V line has two resistance coils A and B, each of 24Ω resistance, which may be used separately, in series, or in parallel. What are the currents in the three cases?

Answer 13:

Given that:

Potential difference $V = 220 \text{ V}$ and resistance of each coil $R = 24 \Omega$

When the coil is used separately, the current in the coil is given by

$$I = \frac{V}{R} = \frac{220}{24} = \frac{55}{6} = 9.16 \text{ A}$$

When the two coils are connected in series, the net resistance is given by

$$R = R_1 + R_2 = 24 \Omega + 24 \Omega = 48 \Omega$$

Now, the current in the coil is given by

$$I = \frac{V}{R} = \frac{220}{48} = \frac{55}{12} = 4.58 \text{ A}$$

When the two coils are connected in parallel, the net resistance is given by

$$\frac{1}{R} = \frac{1}{24} + \frac{1}{24} = \frac{2}{24} = \frac{1}{12}$$

$$\Rightarrow R = 12 \Omega$$

Now, the current in the coil is given by

$$I = \frac{V}{R} = \frac{220}{12} = \frac{55}{3} = 18.33 \text{ A}$$

Question 14:

Compare the power used in the 2Ω resistor in each of the following circuits:

(i) a 6 V battery in series with 1Ω and 2Ω resistors, and (ii) a 4 V battery in parallel with 12Ω and 2Ω resistors.

Answer 14:

Given that:

Potential difference, $V = 6 \text{ V}$

(i). 1Ω and 2Ω resistors are connected in series. Therefore, equivalent resistance of the circuit, $R = 1 + 2 = 3 \Omega$

According to Ohm's law,

$$V = IR$$

$$\Rightarrow I = \frac{V}{R} = \frac{6}{3} = 2 \text{ A}$$

In series combination, the current in the circuit remains constant. Therefore power is given by

$$P = I^2R = (2)^2 \times 2 = 8 \text{ W}$$

(ii). 1Ω and 2Ω resistors are connected in parallel.

$$\Rightarrow I = \frac{V}{R} = \frac{6}{3} = 2 \text{ A}$$

In parallel combination, the voltage in the circuit remains constant. Therefore power is given by

$$P = \frac{V^2}{R} = \frac{4^2}{2} = 8 \text{ W}$$

Hence, in both the cases power remains same as 8 W .

Question 15:

Two lamps, one rated 100 W at 220 V, and the other 60 W at 220 V, are connected in parallel to electric mains supply. What current is drawn from the line if the supply voltage is 220 V?

Answer 15:

For the lamp one:

Power $P_1 = 100$ W and Potential difference $V = 220$ V

Therefore,

$$I_1 = \frac{P_1}{V} = \frac{100}{220} = 0.455 \text{ A}$$

For the lamp two:

Power $P_2 = 60$ W and Potential difference $V = 220$ V

Therefore,

$$I_2 = \frac{P_2}{V} = \frac{60}{220} = 0.273 \text{ A}$$

So, the net current drawn from the supply is given by

$$I = I_1 + I_2 = 0.455 + 0.273 = 0.728 \text{ A}$$

Question 16:

Which uses more energy, a 250 W TV set in 1 hr, or a 1200 W toaster in 10 minutes?

Answer 16:

Energy consumed by an electrical appliance is given by $H = Pt$

For the TV set:

Power $W = 250$ W and time $t = 1$ hour = 3600 seconds

So, energy consumed $H = 250 \times 3600 = 900000$ J

For the toaster:

Power $W = 1200$ W and time $t = 10$ minutes = 600 seconds

So, energy consumed $H = 1200 \times 600 = 720000$ J

Hence, TV set uses more energy than toaster.

Question 17:

An electric heater of resistance 8Ω draws 15 A from the service mains 2 hours. Calculate the rate at which heat is developed in the heater.

Answer 17:

Heat developed in the heater is given by $H = I^2Rt$

Where, $I = 15 \text{ A}$, $R = 8 \Omega$ and time $t = 2$ hours

The rate at which heat is developed is given by

$$H = \frac{I^2Rt}{t} = I^2R = (15)^2 \times 8 = 1800 \text{ J/s}$$

Question 18:

Explain the following.

- a) Why is the tungsten used almost exclusively for filament of electric lamps?
- b) Why are the conductors of electric heating devices, such as bread-toasters and electric irons, made of an alloy rather than a pure metal?
- c) Why is the series arrangement not used for domestic circuits?
- d) How does the resistance of a wire vary with its area of cross-section?
- e) Why are copper and aluminium wires usually employed for electricity transmission?

Answer 18:

- a) The melting point and resistivity of tungsten are very high. It does not burn readily at a high temperature. The electric lamps glow at very high temperatures. Hence, tungsten is mainly used as heating element of electric bulbs.
 - b) The conductors of electric heating devices such as bread toasters and electric irons are made of alloy because resistivity of an alloy is more than that of metals. It produces large amount of heat and do not burn easily.
 - c) There is voltage division in series circuits. Each component of a series circuit receives a small voltage for a large supply voltage. As a result, the amount of current decreases and the device becomes hot. Hence, series arrangement is not used in domestic circuits.
-

- d)** Resistance (R) of a wire is inversely proportional to its area of cross-section (A):

$$R \propto \frac{1}{A}$$

- e)** Copper and aluminium wires have low resistivity. They are good conductors of electricity. Hence, they are usually employed for electricity transmission.

Question 1:

What does an electric circuit mean?

Answer 1:

An electric circuit is the pathway in which current can flow. It consists of electric devices, switching devices, source of electricity, etc. that are connected by conducting wires.

Question 2:

Define the unit of current.

Answer 2:

The unit of electric current is ampere (A). *When 1 C of charge flows through a conductor in 1 s, it called 1 ampere (A) current.*

$$I = \frac{Q}{t}$$

Question 3:

Calculate the number of electrons constituting one coulomb of charge.

Answer 3:

We know that one electron possesses a charge of 1.6×10^{-19} C.

$$\begin{aligned} \text{Number of electron} &= \frac{\text{Total charge}}{\text{Charge on 1 electron}} \\ &= \frac{1}{1.6 \times 10^{-19}} = 6.25 \times 10^{18} \end{aligned}$$

So, the number of electrons constituting one coulomb of charge is 6×10^{18} .

Question 1:

Name a device that helps to maintain a potential difference across a conductor.

Answer 1:

A cell, battery, power supply, etc. helps to maintain a potential difference across a conductor.

Question 2:

What is meant by saying that the potential difference between two points is 1 V?

Answer 2:

When 1 J of work is required to move a charge of 1 C from one point to another, then it is said that the potential difference between the two points is 1 V.

$$V = \frac{W}{Q}$$
$$1 \text{ V} = \frac{1 \text{ J}}{1 \text{ C}}$$

Question 3:

How much energy is given to each coulomb of charge passing through a 6 V battery?

Answer 3:

$$\text{Potential Difference} = \frac{\text{Work done}}{\text{Charge}}$$

or $\text{Work done (or Energy)} = \text{Potential Difference} \times \text{Charge}$

So, $\text{Work done} = 6 \text{ Volt} \times 1 \text{ Coulomb} = 6 \text{ Joules}$

Question 1:

On what factors does the resistance of a conductor depend?

Answer 1:

The resistance of a conductor depends upon the following factors:

- Length of the conductor
- Cross-sectional area of the conductor
- Material of the conductor
- Temperature of the conductor.

Question 2:

Will current flow more easily through a thick wire or a thin wire of the same material, when connected to the same source? Why?

Answer 2:

Resistance (R) is inversely proportional to the area of cross-section (A) of the wire. So, thicker the wire, lower is the resistance of the wire and vice-versa. Therefore, current can flow more easily through a thick wire than a thin wire.

$$R = \rho \frac{L}{A}$$

$$R \propto \frac{1}{A}$$

Question 3:

Let the resistance of an electrical component remains constant while the potential difference across the two ends of the component decreases to half of its former value. What change will occur in the current through it?

Answer 3:

According to the Ohm's law $V = IR$

If the resistance remains constant, V is directly proportional to I.

$$V \propto I$$

Now, if potential difference is reduced to half of its value, the current also become half of its original value.

Question 4:

Why are coils of electric toasters and electric irons made of an alloy rather than a pure metal?

Answer 4:

The resistivity of an alloy is higher than the pure metal and it does not corrode easily. Moreover, even at high temperatures, the alloys do not melt readily. Hence, the coils of heating appliances such as electric toasters and electric irons are made of an alloy rather than a pure metal.

Question 5:

Use the data in Table 12.2 to answer the following –

- (a) Which among iron and mercury is a better conductor?
- (b) Which material is the best conductor?

Table 12.2 Electrical resistivity* of some substances at 20°C

	Material	Resistivity ($\Omega \text{ m}$)
Conductors	Silver	1.60×10^{-8}
	Copper	1.62×10^{-8}
	Aluminium	2.63×10^{-8}
	Tungsten	5.20×10^{-8}
	Nickel	6.84×10^{-8}
	Iron	10.0×10^{-8}
	Chromium	12.9×10^{-8}
	Mercury	94.0×10^{-8}
	Manganese	1.84×10^{-6}
Alloys	Constantan (alloy of Cu and Ni)	49×10^{-6}
	Manganin (alloy of Cu, Mn and Ni)	44×10^{-6}
	Nichrome (alloy of Ni, Cr, Mn and Fe)	100×10^{-6}
Insulators	Glass	$10^{10} - 10^{14}$
	Hard rubber	$10^{13} - 10^{16}$
	Ebonite	$10^{15} - 10^{17}$
	Diamond	$10^{12} - 10^{13}$
	Paper (dry)	10^{12}

Answer 5:

(a). Resistivity of iron ($10.0 \times 10^{-8} \Omega \text{ m}$) is lesser than that of the mercury ($94.0 \times 10^{-8} \Omega \text{ m}$). So, iron is good conductor as compared to mercury.

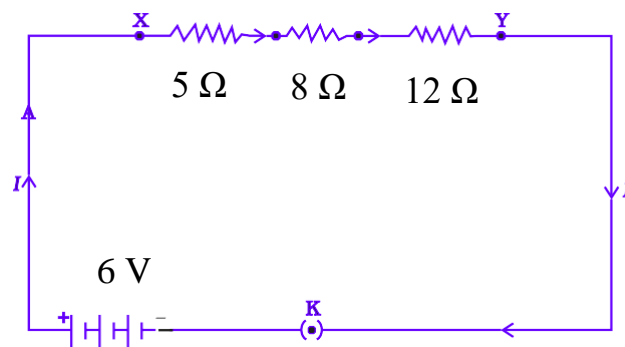
(b). Silver has lowest resistivity, so it is the best conductor.

Question 1:

Draw a schematic diagram of a circuit consisting of a battery of three cells of 2 V each, a 5 Ω resistor, an 8 Ω resistor, and a 12 Ω resistor, and a plug key, all connected in series.

Answer 1:

The required schematic diagram is given below:



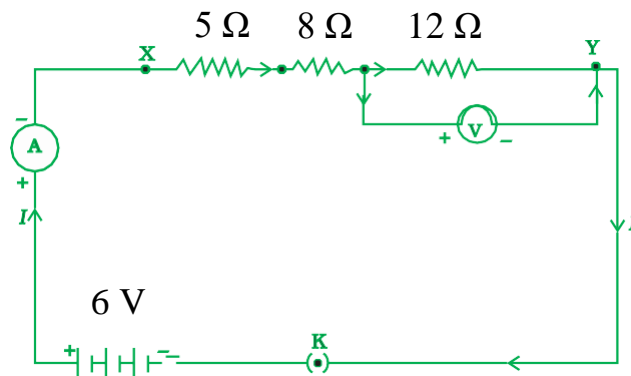
Question 2:

Redraw the circuit of Question 1, putting in an ammeter to measure the current through the resistors and a voltmeter to measure the potential difference across the 12 Ω resistor. What would be the readings in the ammeter and the voltmeter?

Answer 2:

Resistors are connected in series.

So, the net resistance in the circuit = $5\ \Omega + 8\ \Omega + 12\ \Omega = 25\ \Omega$



Net potential = 6 V

Using Ohm's law $V = IR$, we have

$$6 = I \times 25 \Rightarrow I = \frac{6}{25} = 0.24 \text{ Ampere}$$

Now for the 12Ω resistor, current = 0.24 A

So, using Ohm's law $V = 0.24 \times 12 \text{ V} = 2.88 \text{ V}$

Hence, the reading in the ammeter is 0.24 and voltmeter is 2.88.



Question 1:

Judge the equivalent resistance when the following are connected in parallel –

(a) $1\ \Omega$ and $10^6\ \Omega$, **(b)** $1\ \Omega$ and $10^3\ \Omega$, and $10^6\ \Omega$.

Answer 1:

(a). The net resistance in parallel is given by

$$\frac{1}{R} = \frac{1}{R_1} + \frac{1}{R_2}$$

Here, $R_1 = 1\ \Omega$ and $R_2 = 10^6\ \Omega$

So,

$$\frac{1}{R} = \frac{1}{1} + \frac{1}{10^6} = \frac{10^6 + 1}{10^6}$$

$$\Rightarrow R = \frac{10^6}{10^6 + 1} \approx 1\ \Omega$$

(b). The net resistance in parallel is given by

$$\frac{1}{R} = \frac{1}{R_1} + \frac{1}{R_2} + \frac{1}{R_3}$$

Here, $R_1 = 1\ \Omega$, $R_2 = 10^3\ \Omega$ and $R_3 = 10^6\ \Omega$

So,

$$\frac{1}{R} = \frac{1}{1} + \frac{1}{10^3} + \frac{1}{10^6} = \frac{10^6 + 10^3 + 1}{10^6} = \frac{1001001}{1000000}$$

$$\Rightarrow R = \frac{1000000}{1001001} = 0.999\ \Omega \approx 1\ \Omega$$

Question 2:

An electric lamp of 100Ω , a toaster of resistance 50Ω , and a water filter of resistance 500Ω are connected in parallel to a 220 V source. What is the resistance of an electric iron connected to the same source that takes as much current as all three appliances, and what is the current through it?

Answer 2:

Given that the electric lamp of 100Ω , a toaster of resistance 50Ω and water filter of resistance 500Ω are connected in parallel.

The net resistance in parallel is given by

$$\frac{1}{R} = \frac{1}{R_1} + \frac{1}{R_2} + \frac{1}{R_3}$$

Here, $R_1 = 100 \Omega$, $R_2 = 50 \Omega$ and $R_3 = 500 \Omega$

So,

$$\begin{aligned} \frac{1}{R} &= \frac{1}{100} + \frac{1}{50} + \frac{1}{500} \\ &= \frac{5 + 10 + 1}{500} = \frac{16}{500} \\ \Rightarrow R &= \frac{500}{16} = 31.25 \Omega \end{aligned}$$

Now, using Ohm's law $V = IR$, we have

$$I = \frac{V}{R} = \frac{220 \text{ V}}{31.25 \Omega} = 7.04 \text{ A}$$

Hence, the resistance of electric iron is 31.25Ω and current through it is 7.04 A .

Question 3:

What are the advantages of connecting electrical devices in parallel with the battery instead of connecting them in series?

Answer 3:

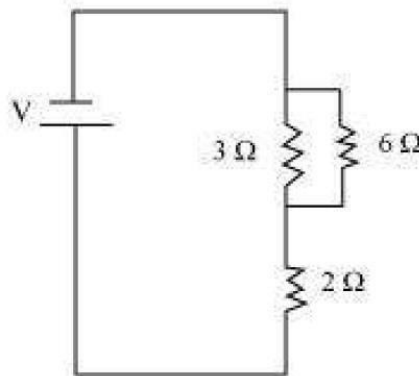
In parallel there is no division of voltage among the appliances. The potential difference across each appliance is equal to the supplied voltage and the total effective resistance of the circuit can be reduced by connecting electrical appliances in parallel.

Question 4:

How can three resistors of resistances 2 Ω, 3 Ω, and 6 Ω be connected to give a total resistance of **(a)** 4 Ω, **(b)** 1 Ω?

Answer 4:

(a). To get total resistance 4 Ω, connect 3 Ω and 6 Ω resistors in parallel and 2 Ω resistance in series with the resultant.



Since, 3 Ω and 6 Ω resistors in parallel, so the net resistance

$$\frac{1}{R_{12}} = \frac{1}{R_1} + \frac{1}{R_2}$$
$$\frac{1}{R_{12}} = \frac{1}{3} + \frac{1}{6} = \frac{2+1}{6} = \frac{3}{6} = \frac{1}{2}$$

$$\Rightarrow R_{12} = \frac{2}{1} = 2 \Omega$$

Now, the resultant R_{12} and 2Ω resistors are in series. So the net resistance

$$R = R_{12} + 2 \Omega = 2 + 2 = 4 \Omega$$

(b). To get total resistance 1Ω , connect 2Ω , 3Ω and 6Ω resistors in parallel.

The net resistance in parallel is given by

$$\frac{1}{R} = \frac{1}{R_1} + \frac{1}{R_2} + \frac{1}{R_3}$$

Here, $R_1 = 2 \Omega$, $R_2 = 3 \Omega$ and $R_3 = 6 \Omega$

So,

$$\begin{aligned} \frac{1}{R} &= \frac{1}{2} + \frac{1}{3} + \frac{1}{6} \\ &= \frac{3 + 2 + 1}{6} = \frac{6}{6} \\ \Rightarrow R &= \frac{6}{6} = 1 \Omega \end{aligned}$$

Question 5:

What is **(a)** the highest, **(b)** the lowest total resistance that can be secured by combinations of four coils of resistance 4Ω , 8Ω , 12Ω , 24Ω ?

Answer 5:

Connecting resistors in series always gives maximum resistance and parallel gives minimum resistance.

(a). The highest total resistance is given by

$$R = R_1 + R_2 + R_3 + R_4 = 4 \Omega + 8 \Omega + 12 \Omega + 24 \Omega = 48 \Omega$$

(b). The lowest total resistance is given by

$$\frac{1}{R} = \frac{1}{R_1} + \frac{1}{R_2} + \frac{1}{R_3} + \frac{1}{R_4}$$

$$\frac{1}{R} = \frac{1}{4} + \frac{1}{8} + \frac{1}{12} + \frac{1}{24}$$

$$= \frac{6 + 3 + 2 + 1}{24} = \frac{12}{24}$$

$$\Rightarrow R = \frac{24}{12} = 2 \Omega$$

Question 1:

Why does the cord of an electric heater not glow while the heating element does?

Answer 1:

The heating element of an electric heater is a resistor. According to Joule's law of heating, the amount of heat produced by it is proportional to its resistance.

$$H = I^2Rt$$

The resistance of the element of an electric heater is very high. As current flows through the heating element, it becomes too hot and glows red. On the other hand, the resistance of the cord is low. It does not become red when current flows through it.

Question 2:

Compute the heat generated while transferring 96000 coulomb of charge in one hour through a potential difference of 50 V.

Answer 2:

According to Joule's law of heating, the amount of heat produced is given by

$$H = VIt$$

Where,

$$V = 50 \text{ V}$$

$$I = \frac{\text{Charge}}{\text{time}} = \frac{9600 \text{ coulomb}}{1 \text{ hr}} = \frac{9600}{60 \times 60} = \frac{80}{3} \text{ A}$$

and $t = 1 \text{ hour} = 60 \times 60 \text{ seconds}$

So,

$$\begin{aligned} H &= 50 \times \frac{80}{3} \times 60 \times 60 \\ &= 4800000 \text{ J} = 4.8 \times 10^6 \text{ J} \end{aligned}$$

Question 3:

An electric iron of resistance 20Ω takes a current of 5 A . Calculate the heat developed in 30 s .

Answer 3:

According to Joule's law of heating, the amount of heat produced is given by

$$H = VIt$$

Where,

$$V = IR = 5\text{A} \times 20 \Omega = 100 \text{ V}$$

$$I = 5 \text{ A}$$

and $t = 30 \text{ seconds}$

So,

$$\begin{aligned} H &= 100 \times 5 \times 30 \\ &= 15000 \text{ J} = 1.5 \times 10^4 \text{ J} \end{aligned}$$



Question 1:

What determines the rate at which energy is delivered by a current?

Answer 1:

The rate of consumption of electric energy in an electric appliance is called electric power. Hence, the rate at which energy is delivered by a current is the power of the appliance.

Question 2:

An electric motor takes 5 A from a 220 V line. Determine the power of the motor and the energy consumed in 2 h.

Answer 2:

Power of the electric motor is given by

$$P = VI$$

Where, $V = 220 \text{ V}$ and $I = 5 \text{ A}$

So, Power $P = 220 \times 5 = 1100 \text{ W}$

Now, the energy consumed = Power \times time

Where, $P = 1100 \text{ W}$

$t = 2 \text{ hours} = 2 \times 60 \times 60 \text{ seconds} = 7200 \text{ seconds}$

So, the energy consumed $E = 1100 \times 7200 \text{ J} = 7920000 \text{ J}$
